

HCLT / HCLF 2-Jaw,4Jaw Closed-Center Long-Stroke Chuck



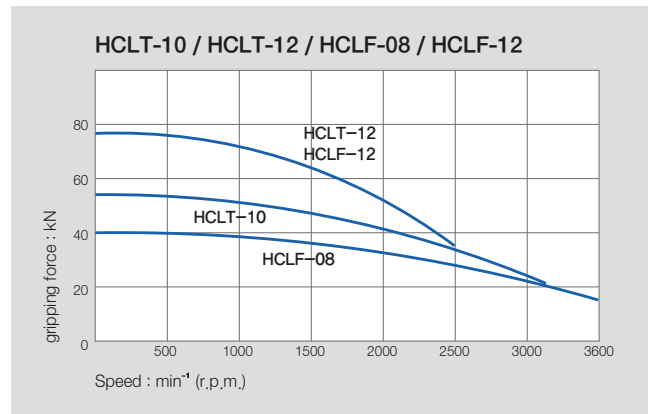
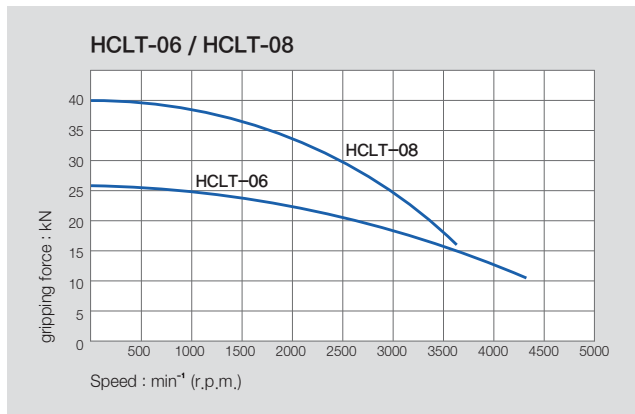
Application / Benefits

Ideal for vertical lathes and rectangular or square work that does not require a through hole

Technical features

Wedge hook style chuck with high gripping force

ACTUAL GRIPPING FORCE DIAGRAM

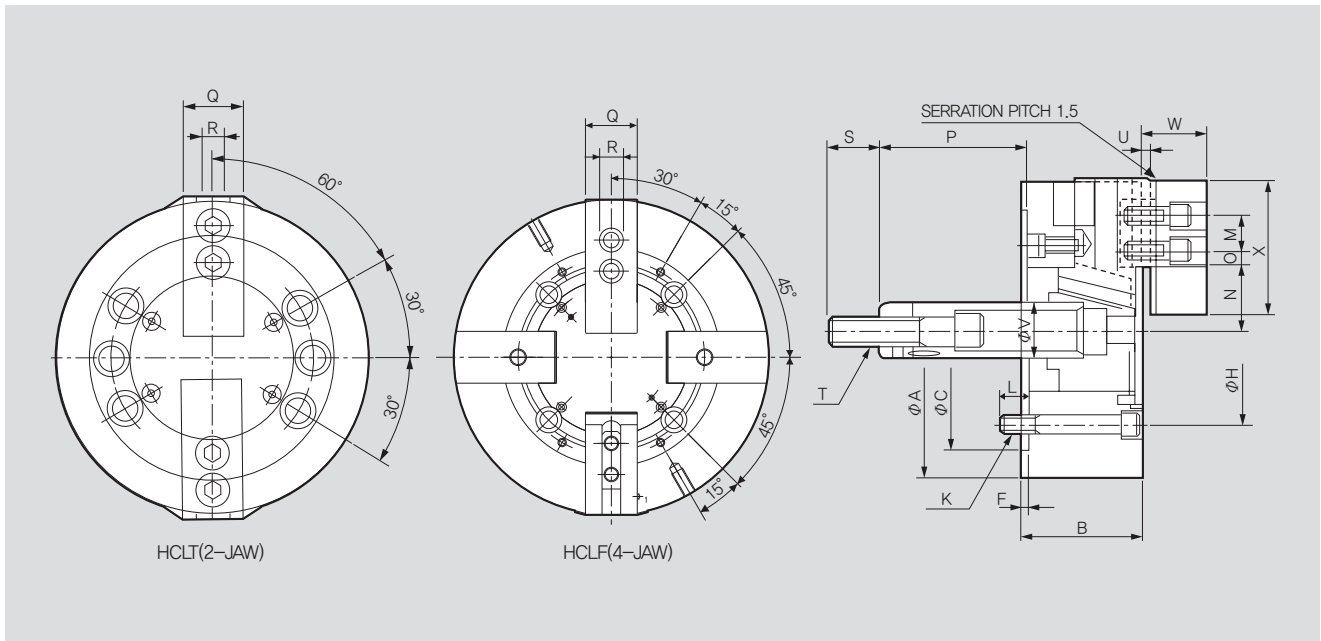


SPECIFICATIONS

	HCLT-06	HCLT-08	HCLT-10	HCLT-12	HCLF-08	HCLF-12
Jaw Stroke Dia. [mm]	13	16.2	18.1	19.4	16.2	19.4
Plunger Stroke [mm]	20	25	28	30	25	30
Grip Dia. Max [mm]	165	210	254	304	210	304
Grip Dia. Min [mm]	22	24	27	33	24	33
Max. Permissible Input Force [kN(kgf)]	14(1428)	20(2039)	27(2753)	36(3671)	20(2039)	36(3671)
Max. Static Gripping Force [kN(kgf)]	26(2651)	40(4079)	54(5508)	74(7546)	40(4079)	74(7546)
Max. r.p.m. [min ⁻¹]	4300	4300	3100	2500	3600	2500
Weight [kg]	12.5	12.5	35.5	60.5	24	60.5
Moment of inertia [N · m ² (kg · m ²)]	1.67(0.17)	1.67(0.17)	11.47(1.17)	27.75(2.83)	5.20(0.53)	27.75(2.83)
Max. Hydraulic Pressure [MPa(kgf/cm ²)]	2.06(21.0)	2.03(20.7)	1.93(19.7)	2.50(25.5)	2.03(20.7)	2.50(25.5)
Operating Cylinder	Y-1020R	Y-1225R	Y-1530R	Y-1530R	Y-1225R	Y-1530R
KITAGAWA® Model	NLT-06	NLT-08	NLT-10	NLT-12	NLT-08	NLT-12

※ Specifications are subject to change without notice.

※ Samcully Machinery Co., Ltd. is no longer an OEM manufacturer for Kitagawa® Iron Works Co., Ltd.



※ It is recommended to grease chucks at least twice a day in order to maximize longevity.

DIMENSIONS

	HCLT-06	HCLT-08	HCLT-10	HCLT-12	HCLF-08	HCLF-12
ΦA	165	210	253	304	210	304
B	74	85	89	106	85	106
$\Phi C(H6)$	140	170	220	220	170	220
F	5	5	5	6	5	6
ΦH	104.8	133.4	171.4	171.4	133.4	171.45
K	6-M10x70	6-M12x85	6-M16x105	6-M16x120	4-M16x85	4-M16x120
L	14	20	38	38	20	38
M	20	25	30	30	25	30
N max.	40.5	48.1	54.4	65.7	48.1	65.7
N min.	34	40	45.35	56	40	56
O max.	13.75	21	29.5	42.75	21	42.75
O min.	9.25	12	11.5	12.25	12	12.25
P max.	101.5	131	161	163	131	163
P min.	81.5	106	133	133	106	133
Q	31	35	40	50	35	50
R	12	14	16	18	14	18
S	36	36	36	36	36	36
T	M16x2.0	M20x2.5	M20x2.5	M20x2.5	M20x2.5	M20x2.5
U	4	5	5	5	5	5
ΦV	34	38	45	50	38	50
W	35	42	46	54	42	54
X	72	95	110	129	95	129

RELATED PRODUCT

