

HCF 4-Jaw Closed-Center Chuck



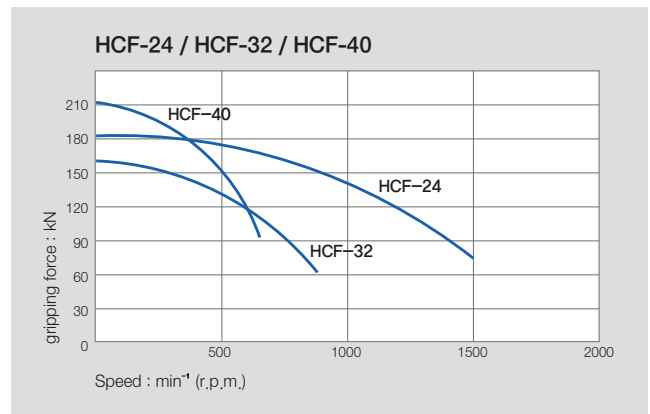
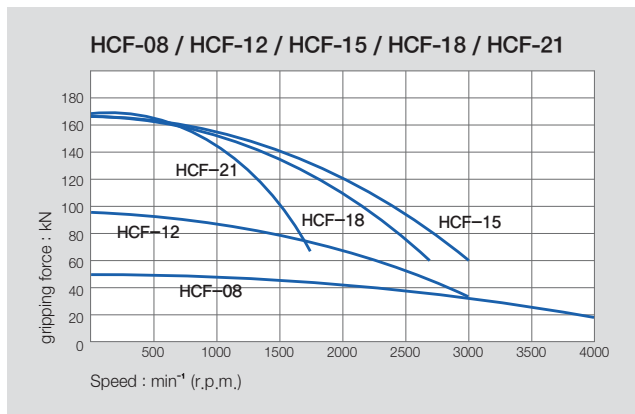
Application / Benefits

Ideal for vertical lathes and square work that does not require a through-hole
Large sizes offered for large work

Technical features

Wedge hook style chuck with high gripping force

ACTUAL GRIPPING FORCE DIAGRAM

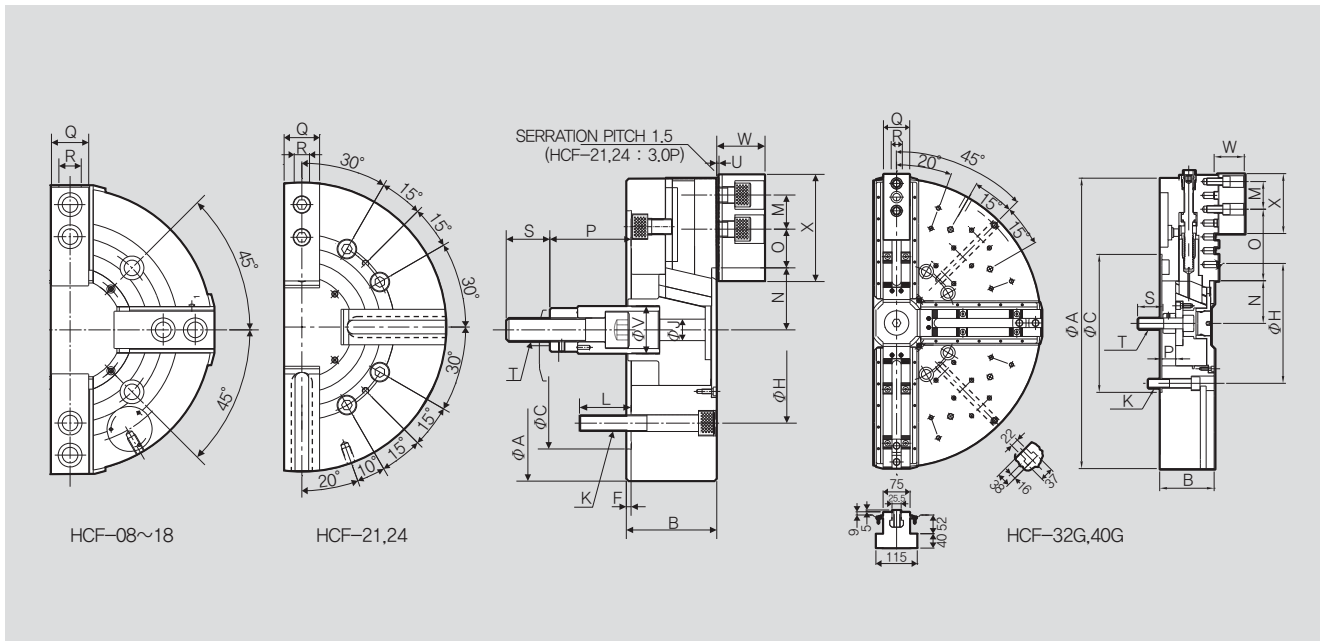


SPECIFICATIONS

	HCF-08	HCF-12	HCF-15	HCF-18	HCF-21	HCF-24	HCF-32	HCF-40
Jaw Stroke Dia. [mm]	8.8	10.5	16	16	16	16	30	46
Plunger Stroke [mm]	19	30	35	35	35	35	38	57
Grip Dia. Max [mm]	210	304	381	450	530	610	800	1000
Grip Dia. Min [mm]	17	26	71	133	62	152	85	150
Max. Permissible Input Force [kN(kgf)]	16.5(1638)	27.5(2804)	54.6(5575)	54.6(5575)	54.6(5575)	54.6(5575)	88(8925)	120(12245)
Max. Static Gripping Force [kN(kgf)]	50(5099)	104(10605)	165.8(16927)	165.8(16927)	168(18550)	183(18550)	156(15821)	213(21769)
Max. r.p.m. [min ⁻¹]	4000	3000	3040	2710	1700	1500	800	630
Weight [kg]	22	55	98	124	180	223	350	620
Moment of inertia [N · m ² (kg · m ²)]	5.20(0.53)	27.7(2.83)	72.6(7.4)	92.2(9.4)	188.3(19.2)	271.7(27.7)	601(61)	1720(174.5)
Max. Hydraulic Pressure [MPa(kgf/cm ²)]	1.6(16.3)	1.8(18.4)	2.13(21.7)	2.13(21.7)	2.13(21.7)	2.13(21.7)	3(30.6)	2.7(27.2)
Operating Cylinder	Y-1225R(RE)	Y-1530R(RE)	Y-2035R(RE)	Y-2035R(RE)	Y-2035R(RE)	Y-2035R(RE)	Y-2050RE	Y-2560RE
Operating Hard Jaw	HB08A1	HB12B1	HB15N1	HB15N1	HB18B2	HB18B2	HB32SB2	HB40SB2

※ Specifications are subject to change without notice.

※ HCF-12 is also available with long stroke.



※ It is recommended to grease chucks at least twice a day in order to maximize longevity.

DIMENSIONS

	HCF-08	HCF-12	HCF-15	HCF-18	HCF-21	HCF-24	HCF-32G	HCF-40G
ΦA	210	304	381	450	530	610	800	1000
B	85	106	114	114	125	150	150	180
$\Phi C(H6)$	170	220	300	300	380	380	380	520
F	5	6	6	6	6	6	6	8
ΦH	150	171.4	235	235	330.2	330.2	330.2	463.6
ΦJ	25	34	27	27	27	27	65	32
K	6-M12	4-M16	4-M20	4-M20	8-M22	8-M22	8-M24x120L	8-M20x160L(M24)
L	30	38	65	30	61	31	41	32
M	25	30	43	43	60	60	76.2	76.2
N max.	46.3	61	78	108	86	125	117.6	217.3
N min.	41.9	55.7	70	100	78	117	102.7	194.3
O max.	22.25	48.75	48.75	48.75	93.5	93.5	196.9	91.1
O min.	11.75	12.75	23.25	23.25	27.5	27.5	44.5	14.9
P max.	125	163	104	92	97	97	35	-25
P min.	106	133	69	57	62	62	-3	32
Q	35	49	50	50	65	65	75	110
R	14	18	26	26	25	25	25.5	30
S	36	36	55	55	55	55	70	65
T	M20x2.5	M20x2.5	M30x3.5	M30x3.5	M30x3.5	M30x3.5	M30x3.5	M36x4.0
U	5	5	2	2	3	3	5	4
ΦV	38	50	60	60	60	60	102	52
W	42	53.5	61	60	70	70	82	106
X	95	129	135	135	180	180	165	270

※ HCF-32G and HCF-40G jaws come in tongue and groove only
 ※ HCF-21 and HCF-24 are available with M22 or M24 mounting bolts.

RELATED PRODUCT

