

HC 3-Jaw Closed-Center Chuck (110mm - 304mm)



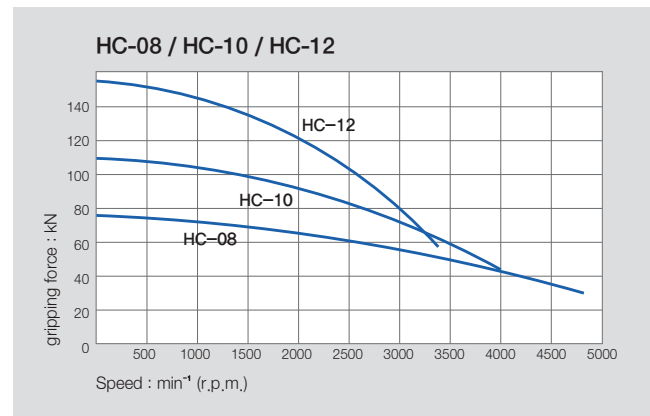
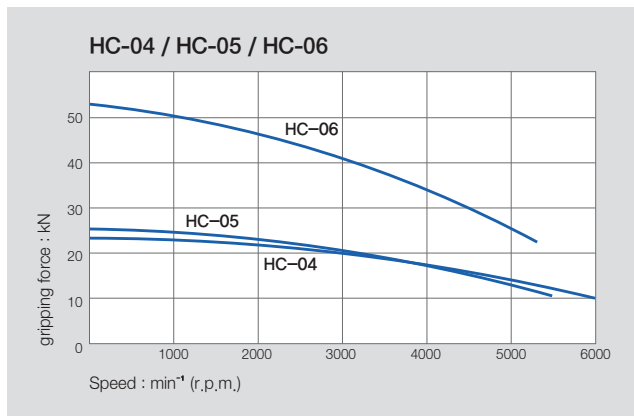
Application / Benefits

Ideal for vertical lathes and work that does not require a through-hole

Technical features

Wedge hook style chuck with high gripping force

ACTUAL GRIPPING FORCE DIAGRAM

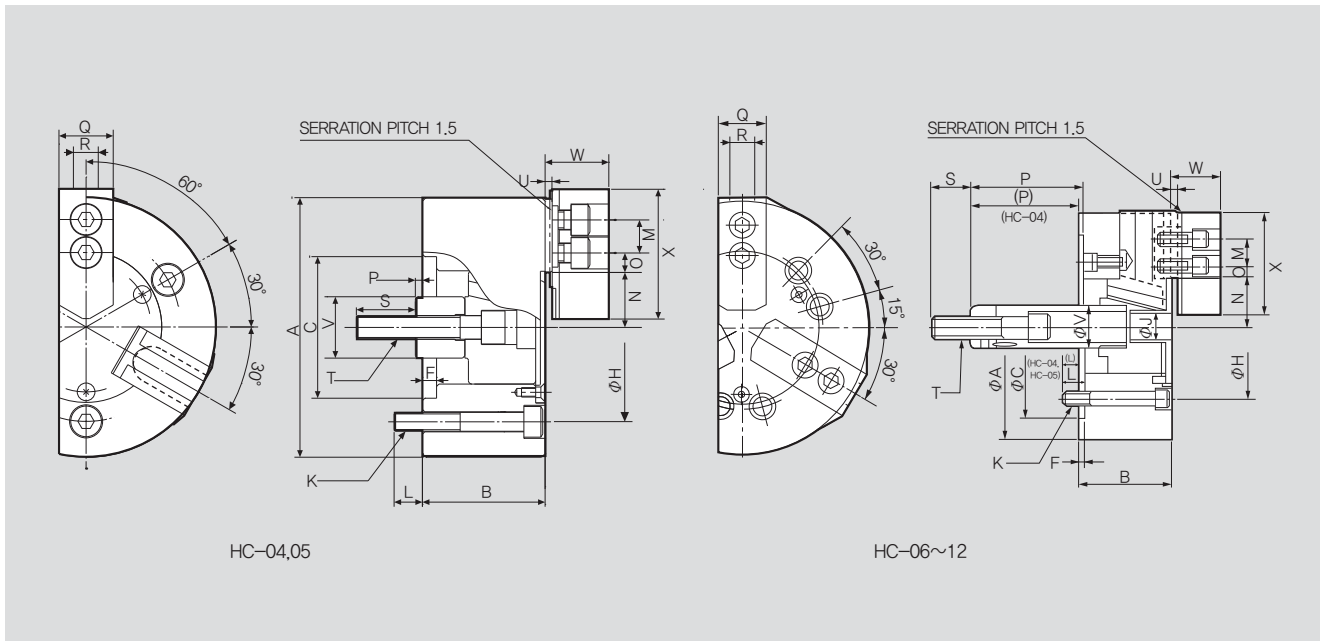


SPECIFICATIONS

	HC-04	HC-05	HC-06	HC-08	HC-10	HC-12
Jaw Stroke Dia. [mm]	6.4	6.4	8.5	8.8	8.8	10.5
Plunger Stroke [mm]	14	14	18.5	19	25	30
Grip Dia. Max [mm]	110	135	165	210	254	304
Grip Dia. Min [mm]	8	16	19	23	24	26
Max. Permissible Input Force [kN(kgf)]	8.2(836)	8.2(836)	18(1835)	25(2549)	29(2957)	41(4181)
Max. Static Gripping Force [kN(kgf)]	22.8(2325)	25.2(2570)	52.5(5353)	75(7648)	108(11013)	156(15907)
Max. r.p.m. [min ⁻¹]	6000	5500	5270	4760	4010	3380
Weight [kg]	4.1	6.2	13	25	37	57.3
Moment of inertia [N · m ² (kg · m ²)]	0.29(0.03)	0.59(0.06)	1.777(0.18)	5.39(0.55)	11.77(1.20)	28.44(2.90)
Max. Hydraulic Pressure [MPa(kgf/cm ²)]	2.4(24.5)	2.4(24.5)	2.6(26.5)	2.5(25.5)	2.8(28.6)	2.7(27.5)
Operating Cylinder Hydraulic	Y-0715R(RE)	Y-0715R(RE)	Y-1020R(RE)	Y-1225R(RE)	Y-1225R(RE)	Y-1530R(RE)
Operating Cylinder Pneumatic	AY-1315R	AY-1315R	AY-1720R	AY-2225R	AY-2225R	AY-2730R
Operating Hard Jaw	HB04N1	HB04N1	HB06A1	HB08A1	HB10A1	HB12B1
KITAGAWA® Model	N-04	N-05	N-06	N-08	N-10	N-12

※ Specifications are subject to change without notice.

※ Samchully Machinery Co., Ltd. is no longer an OEM manufacturer for Kitagawa® Iron Works Co., Ltd.



HC-04,05

HC-06~12

※ It is recommended to grease chucks at least twice a day in order to maximize longevity.

DIMENSIONS

	HC-04	HC-05	HC-06	HC-08	HC-10	HC-12
ΦA	110	135	165	210	254	304
B	52	55	74	85	89	106
$\Phi C(H6)$	60	80	140	170	220	220
F	6	7	5	5	5	6
ΦH	80	100	104.8	133.4	171.4	171.4
ΦJ	-	-	21	25	34	34
K	3-M8x55	3-M8x60	6-M10x90	6-M12x100	6-M16x105	6-M16x120
L	12	14	14	20	38	38
M	14	19	20	25	30	30
N max.	23.3	30.4	37.8	46.3	51.1	61
N min.	20.1	27.2	33.5	41.9	46.7	55.75
O max.	11.25	11.25	18	22.25	30.75	48.75
O min.	8.25	6.75	7.5	9	11.25	12.75
P max.	17	6	100	111	125	163
P min.	3	-8	81.5	92	100	133
Q	23	23	31	35	40	50
R	10	10	12	14	16	18
S	25	35	36	36	36	36
T	M10x1.5	M12x1.75	M16x2.0	M20x2.5	M20x2.5	M20x2.5
U	3	3	4	5	5	5
ΦV	26	28	34	38	45	50
W	27	29	35	42	46	54
X	55	62	72	95	110	129

RELATED PRODUCT



HC 3-Jaw Closed-Center Chuck (381mm - 1000mm)



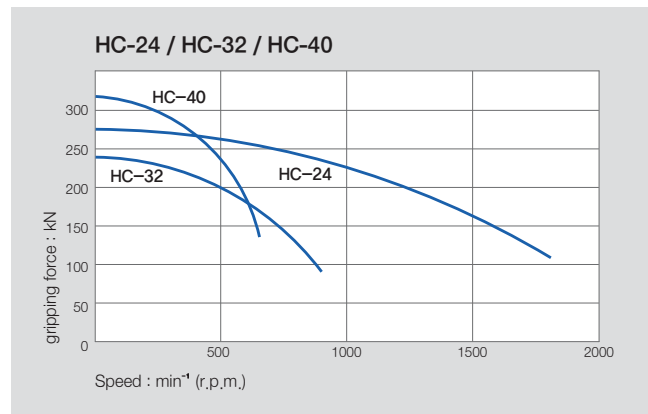
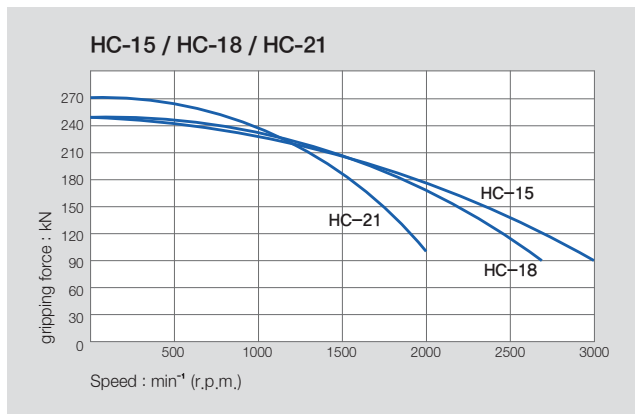
Application / Benefits

Ideal for vertical lathes and work that does not require a through-hole
Large sizes offered for large work

Technical features

Wedge hook style chuck with high gripping force

ACTUAL GRIPPING FORCE DIAGRAM



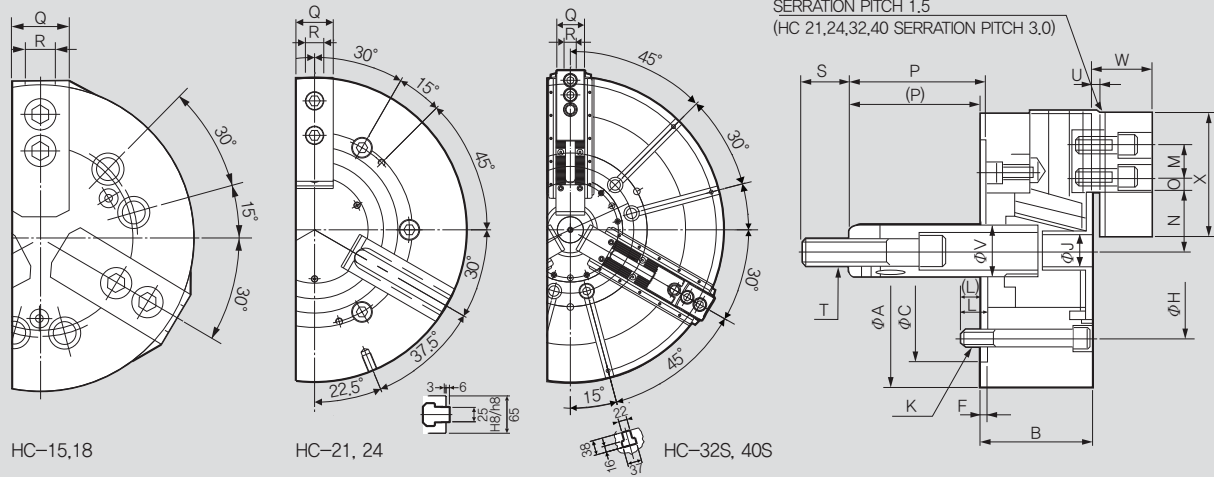
※ When using taller heavier jaw or clamping on a bigger diameter reduce draw pull rotating speed accordingly.

SPECIFICATIONS

	HC-15	HC-18	HC-21	HC-24	HC-32S	HC-40S
Jaw Stroke Dia. [mm]	16	16	16	16	30	30
Plunger Stroke [mm]	35	35	35	35	38	23
Grip Dia. Max [mm]	381	450	530	610	800	1000
Grip Dia. Min [mm]	71	133	62	152	200	330
Max. Permissible Input Force [kN(kgf)]	82(8362)	82(8362)	82(8362)	82(8362)	100(12236)	180(18256)
Max. Static Gripping Force [kN(kgf)]	249(25391)	249(25391)	273(27838)	273(27838)	240(21805)	320(32454)
Max. r.p.m. [min ⁻¹]	3040	2710	1940	1760	800	630
Weight [kg]	96	124	180	223	350	600
Moment of inertia [N · m ² (kg · m ²)]	70.61(7.2)	92.2(9.4)	188.3(19.2)	271.6(27.7)	609.1(61)	1721.8(145.6)
Max. Hydraulic Pressure [MPa(kgf/cm ²)]	3.2(32.6)	3.2(32.6)	3.2(32.6)	3.2(32.6)	3.99(40.8)	3.99(40.8)
Operating Cylinder Hydraulic	Y-2035R(RE)	Y-2035R(RE)	Y-2035R(RE)	Y-2035R(RE)	Y-2050R(RE)	Y-2560RE
Operating Hard Jaw	HB15N1	HB15N1	HB18B2	HB18B2	HB32SB2	HB40SB2
KITAGAWA® Model	N-15	N-18	N-21	N-24	-	-

※ Specifications are subject to change without notice.

※ Samchully Machinery Co., Ltd. is no longer an OEM manufacturer for Kitagawa® Iron Works Co., Ltd.



※ It is recommended to grease chucks at least twice a day in order to maximize longevity.

DIMENSIONS

	HC-15	HC-18	HC-21	HC-24	HC-32S	HC-40S
ΦA	381	450	530	610	800	1000
B	114	114	125	125	150	180
ΦC(H6)	300	300	380	380	380	520
F	6	6	6	6	6	8
ΦH	235	235	330.2	330.2	330.2	463.6
ΦJ	27	27	27	27	65	50
K	6-M20X150	6-M20X115	6-M22X120	6-M22X120	6-M24X120	6-M24X120
L	65	30	31	31	39	32
M	43	43	60	60	76.2	76.2
N max.	77.5	108	86	125	117.3	212.8
N min.	69.5	100	78	117	102.3	187.8
O max.	48.75	48.75	93.5	93.5	234.1	169.8
O min.	23.25	23.25	27.5	27.5	36	17.4
P max.	104	92	97	97	38	30
P min.	69	57	62	62	0	-27
Q	62	62	65	65	75	110
R	25.5	25.5	25	25	12.7	30
S	55	55	55	55	70	65
T	M30x3.5	M30x3.5	M30x3.5	M30x3.5	M30x3.5	M36x4.0
U	2	2	3	3	8	-4
ΦV	60	60	60	60	70	70
W	61	61	70	71	81	106
X	135	135	180	180	165	270

RELATED PRODUCT



HC (Groove type jaws)

3-Jaw Hydraulic / 4-Jaw Independent Chuck
(800mm - 1600mm)



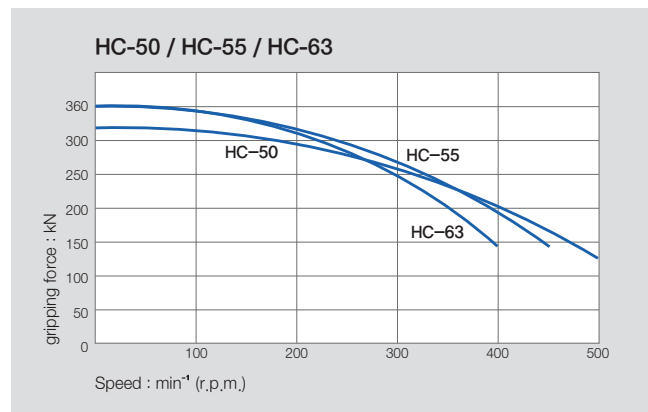
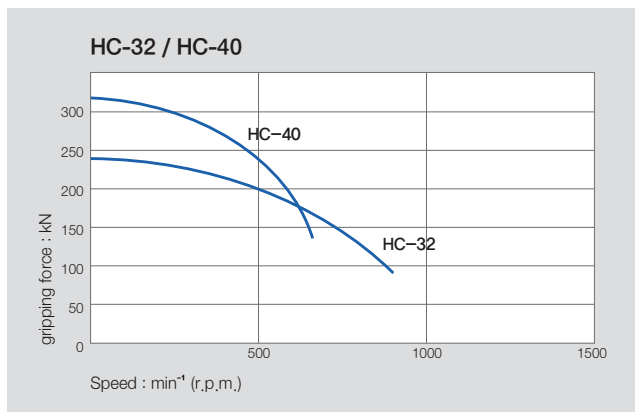
Application / Benefits

Ideal for vertical lathes and work that does not require a through-hole
Large sizes offered for large work
Manual adjustment feature allows both hydraulic and manual clamping for covering a wide range of diameters and clamping irregular work

Technical features

Wedge hook style chuck with high gripping force

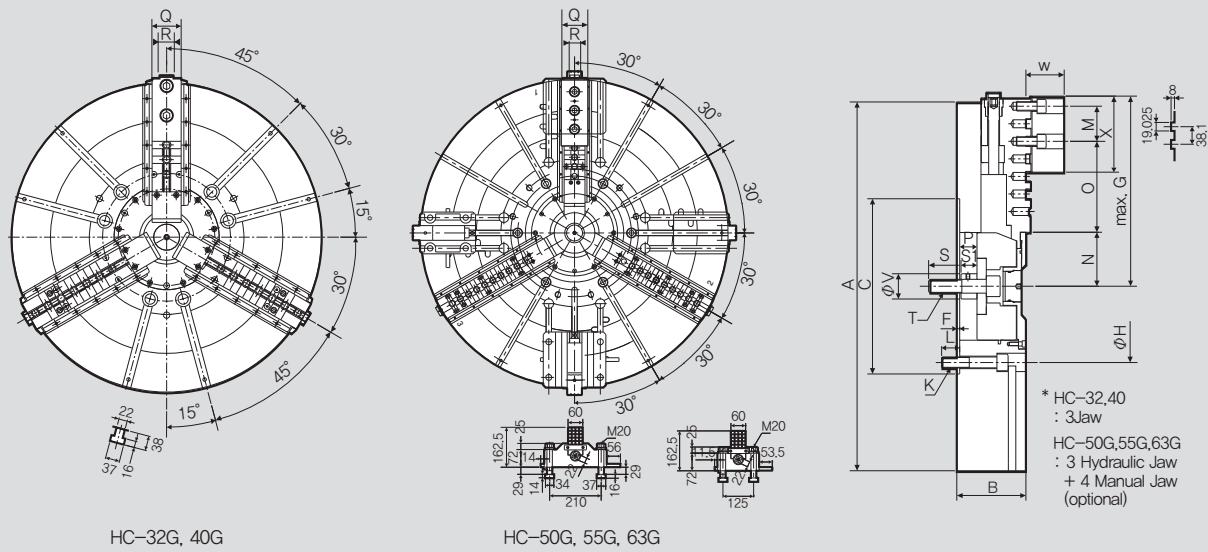
ACTUAL GRIPPING FORCE DIAGRAM



SPECIFICATIONS

	HC-32G	HC-40G	HC-50G	HC-55G	HC-63G
Jaw Stroke Dia. [mm]	30	46	46	48	48
Manual Setting	30	30	30	40	40
Plunger Stroke [mm]	38	57	57	60	60
Grip Dia. Max [mm]	800	1000	1250	1400	1600
Grip Dia. Min [mm]	200	330	330	460	460
Max. Permissible Input Force [kN(kgf)]	100 (12170)	180 (18256)	180 (18256)	200 (20394)	200 (20394)
Max. Static Gripping Force [kN(kgf)]	240 (21805)	320 (32454)	320 (32454)	360 (36710)	360 (36710)
Max. r.p.m. [min ⁻¹]	800	630	500	450	400
Weight [kg]	350	600	800	1350	1850
Moment of inertia [N · m ² (kg · m ²)]	601.9 (61)	1721.8 (174.5)	2169 (220)	2760 (280)	4930 (500)
Operating Cylinder	Y-2050RE	Y-2560RE	Y-2560RE	Y-2560RE	Y-2560RE
Max. Hydraulic Pressure [MPa(kgf/cm ²)]	3.99(40.8)	3.99(40.8)	3.99(40.8)	4.5(46)	4.5(46)
Operating Hard Jaw	HB32GB	HB40GB	HB40GB	HB40GB	HB40GB

※ Specifications are subject to change without notice.



HC-32G, 40G

HC-50G, 55G, 63G

※ It is recommended to grease chucks at least twice a day in order to maximize longevity.

DIMENSIONS

	HC-32G	HC-40G	HC-50G	HC-55G	HC-63G
ΦA	800	1000	1250	1400	1600
B	150	182	180	220	220
$\Phi C(H6)$	380	520	520	720	720
F	6	8	8	8	8
G	442.5	509.6	623.9	710.6	786.8
ΦH	330.2	463.6	463.6	647.6	647.6
K	M24X120L	M24X140L	M24X140L	M24X160L	M24X160L
L	39	32	32	36	36
M	76.2	76.2	76.2	76.2	76.2
N max.	117.6	217.3	217.3	250	250
N min.	102.7	194.3	194.3	226	226
O max.	196.9	91.1	205.4	250.4	335.6
O min.	44.5	14.9	14.9	30.8	30.8
P max.	38	60	60	82	13
P min.	0	3	3	22	22
Q	75	110	110	110	110
S	70	65	65	65	65
S1	35	35	35	35	35
T	M30x3.5	M36x4.0	M36x4.0	M36x4.0	M36x4.0
ΦV	55	70	70	70	70
W	83	106	106	104	104
X	165	270	270	270	270
a1	12.7	30	30	30	30
a2	8	-4	-4	-6	-6
a3	3	4	4	4	4
a4	75	85	85	110	110

RELATED PRODUCT

